



rejoin ϕ

rejoin ϕ 锐健

Some typical products

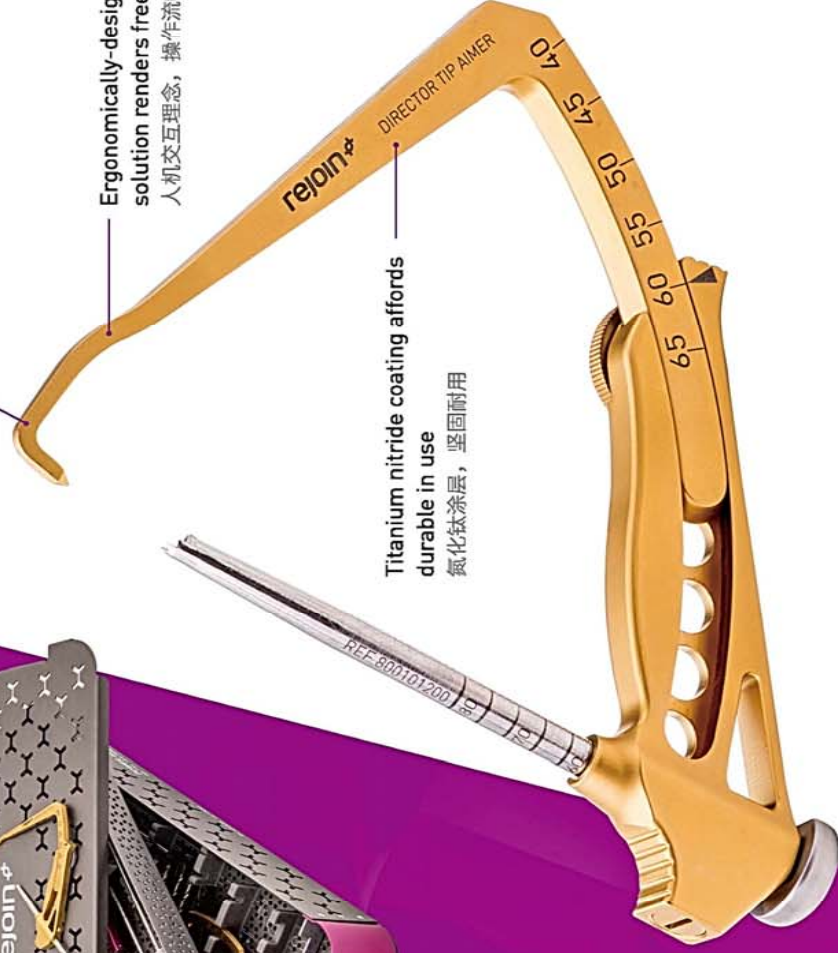
rejoin ϕ



Ergonomically designed, precise positioning
仿生学设计, 精准定位

Ergonomically-designed solution renders freely operation
人机交互理念, 操作流畅

Titanium nitride coating affords durable in use
氮化钛涂层, 坚固耐用



AccelTool™ ACL/PCL Reconstruction Instrument Set

膝关节交叉韧带重建工具

- ◊ Ergonomically designed sterilization tray accommodates the full set instruments
生物结构型器械盒套袋设计, 容纳手术所需全套使用工具
- ◊ More options are available by providing AM portal and Trans-Tibial for femoral tunnel positioning
提供经胫骨隧道及前内入路两种股骨隧道定位方式, 满足更多需求
- ◊ Novel drill guide design offers surgeon flexibility, light-weight and compact, accuracy
瞄准器设计轻巧、结构坚固、定位精确
- ◊ 0.5mm progressive increase for drill bit specification makes the graft fit the tunnel perfectly
钻头规格每0.5mm递增, 让骨隧道与移植骨完美贴合
- ◊ Handle: ergonomics design featured to fit comfortably in a surgeon's hand and skid resistance
人机工程学设计手柄, 细腻防滑, 握感舒适





01 Hook Probe 直探针 02 Crochet Hook 缝线拉钩 03 Extra Long Switching Stick, 4mm 加长4mm交换棒 04 Glenoid Rasp 肩盂锉



05 Shoulder Tissue Elevator, 30° 30°组织起子 06 Knot Pusher, Closed End 单眼线结推进器 07 Suture Lasso 过线索套



rejoin 

Hangzhou Rejoin Mastin Medical Device Co., Ltd
22 Xinyan Rd., Yuhang Economic Development Zone,
Hangzhou, Zhejiang, 311100, P. R. of China

杭州锐健马斯汀医疗器材有限公司
中国杭州余杭经济技术开发区新颜路22号, 311100

T +86 571 2626 8788
sales@rejoin.com
www.rejoin.com



EliTool® Shoulder Arthroscopy Instruments
肩关节手术工具

SUBTLE TREATMENT
CONFIDENT OPERATION

细致入微, 游刃有余



DuraBurr® Turriform Burrs
5.5mm 12刃塔形磨头



DuraBurr® Spherical Burrs
5.5mm 12刃球形磨头



DuraBurr® Spherical, 12 Flutes
5.5mm 12刃球形长刀头



AccuBlade® Double Teeth
4.2mm 双齿长刀头



AccuBlade® Orbit Powerful Double Teeth Blade
4.2mm 强力双齿长弯刀头



AccuBlade® Super Double Teeth Blade
4.2mm 超强双齿刀头



AccuBlade® Meniscus Blade
4.2mm 无齿刀头



AccuBlade® Super Synovium Blade
4.2mm 双齿刀头



AccuBlade® Powerful Double Teeth Blade
4.2mm 强力双齿刀头



AccuBlade® Synovium Blade
4.2mm 双切面刀头



DuraBurr® Spherical, 12 Flutes
2.9mm 12刃球形刀头



AccuBlade® Meniscus
2.9mm 无齿刀头

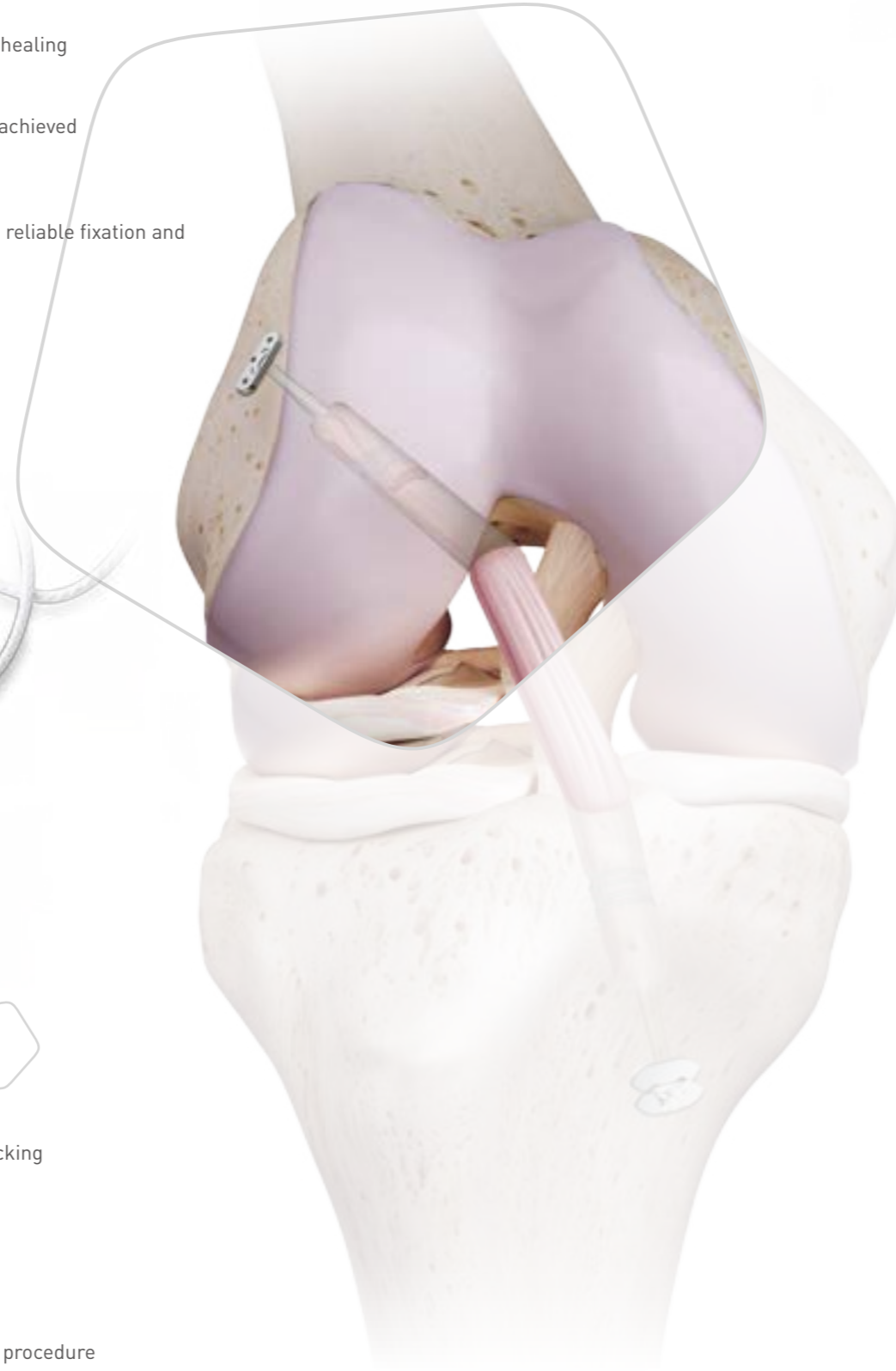
ETButton® Adjustable 可调带袢钛板系列

- Adjustable Loop fits the grafts fixation for different bone tunnel lengths
线环可调节, 一种规格满足不同骨隧道长度
- Full graft-to-bone contact in femoral tunnel features better healing
实现移植物完全填充骨隧道, 提高骨髓愈合率和愈合强度
- Preloaded flipping suture, successful flipping is more easily achieved in visualization arthroscopically
预制翻袢线, 翻袢过程在关节镜下清晰可见, 确保成功率
- Innovative application for All-inside ACL Reconstruction with reliable fixation and prominent clinical outcome
安全可靠的固定



ETButton® Adjustable Initial 可调带袢钛板

- Adjustable Loop with dual finger-cot design gives reliable locking mechanism
双指套索线环设计, 可靠的锁定机制
- 4mm width button provides secure cortical fixation
4mm钛板宽度, 提供安全的皮质骨固定
- Two configurations of direct/reverse leading button cater for procedure variations
近端牵拉与远端牵拉两种规格, 满足不同临床需求



ETButton® Adjustable Solid 可调带袢钛板

- Adjustable Loop with finger-cot and 3 coil sutures interlock design provides strong fixation and minimal displacement
指套索线环设计, 3股线圈互锁固定, 提供卓越的固定强度和更少袢位移延展
- Unique cradle design reduces sawing effect on the graft while loop is tensioned
移植物线桥保护设计, 减少线圈收紧时缝线对韧带的切割损伤
- Finger loop enables one-handed or two handed tensioning
单手& 双手操作调节, 超强手控

ETButton® Adjustable Infinite 可调带袢钛板

- Locking knot design with 4 coil sutures one-way locking mechanism provides strong fixation and minimal displacement
线结锁定机制, 4股线圈固定, 提供卓越的固定强度和更少袢位移延展
- Infinite Loop tensioning mechanism with full graft-to-bone contact features better healing
无限收紧线环设计, 移植物完全填充骨隧道, 提高骨髓愈合强度
- One-handed tensioning provides better operating experience
更便捷的单手操作体验



rejoin 



EasyPass[®] Knee Suture Passer

EasyPass[®] 半月板缝合枪

- ◇ Low Profile Pass and capture suture easily in tight space
低切迹 方便在狭窄间隙内完成缝合操作
- ◇ Versatility Accommodate 0# and 2-0# sutures
多功能 可选装载0#或2-0#缝线
- ◇ High-Efficiency Simplified, single-portal suture passing and retrieving in one step
高效率 简便操作、一次完成组织过线&抓线
- ◇ Indications Meniscus posterior horn and root repair
适用于 半月板后角、根部缝合

SUBTLE TREATMENT

CONFIDENT OPERATION


细致入微, 游刃有余

STEP 1 Load one WilSuture Ultra(2-0# or 0#) into the bottom jaw of EasyPass Knee and position at the desired location.

一根(2-0#或0#)缝线装入EasyPass缝合枪的下颚后, 将EasyPass缝合枪放置在需要缝合的位置。



1



2

STEP 2 Close the top jaw of EasyPass Knee, then squeeze the back trigger to advance the suture through the tissue.

先合上缝合枪上颚, 再推动EasyPass缝合枪后扳机将缝线穿过组织。



3

STEP 3 With the suture captured in the top jaw, retract the EasyPass from the tissue, Release the suture by pulling the suture limbs reversely while squeezing both triggers.

缝合线已挂在EasyPass缝合枪上颚, 将缝合枪从关节腔内撤出, 再次推动EasyPass缝合枪后扳机的同时, 通过反向拉动缝线, 以撤出缝线。

Hangzhou Rejoin Mastin Medical Co., Ltd.

22 Xinyan Rd., Yuhang Economic Development Zone, Hangzhou, Zhejiang, 311100, China

杭州锐健马斯汀医疗器材有限公司 中国杭州余杭经济开发区新颜路22号, 311100

T +86 571 2626 8788 sales@rejoin.com

rejoin 

www.rejoin.com

rejoin ϕ



EasyPass[®] Multi-Fire Suture Passer


EasyPass[®] 双枪集成过线器

- ◇ Preload two sutures outside articular, and pass each suture through soft tissue independently within articular
关节腔外预装两根缝线，关节腔内独立地使每根缝线穿过软组织
- ◇ Simplistic and ergonomic design allows for one-handed operation
简单化及人体工学设计便于单手操作
- ◇ Multi-functional instrument grasps tissue, passes and retrieves WiSuture[®] Ultra
多功能器械设计抓持软组织及勾回缝线
- ◇ Low profile design fits down a 5mm or 7mm cannula
低切迹设计适用于5mm或7mm套管

SUBTLE TREATMENT

CONFIDENT OPERATION

细致入微, 游刃有余



STEP 1 Load 1-2 inches of the 1st #2 WilSuture® Ultra into the slot on the bottom jaw. Grab both strands of WilSuture™ Ultra and pull them to the left side. Place your thumb of other hand on top of the thumbpad.

将第一根#2 WilSuture® Ultra缝线尾端的1-2英寸缝线预装在下钳口底部的狭槽内。一只手同时抓住缝线的两股, 向左后侧牵拉。另一只手的拇指放在针芯拇指板的上方。

STEP 2 Push down the thumbpad. The needle advances and the suture moves into the slot of the needle. Release the thumbpad. The needle will retract to its original position.

向下按压拇指板, 针芯会向前移动, 缝线顺势滑入道针芯的狭槽内。此时松开拇指, 针芯会缩回到初始的位置。

STEP 3 Load 1-2 inches of the 2nd #2 WilSuture® Ultra into the slot. Grab & pull all four strands of WilSuture® Ultra.

将第二根#2 WilSuture® Ultra缝线尾端的1-2英寸缝线预装在下钳口底部的狭槽内。一只手同时抓住四股缝线。



STEP 4 Gently squeeze the handle until you see the tip of the needle. Release the handle and the needle will retract. Preloading of sutures is complete and ready for suture passing. Fully squeeze the handle to reset the needle position and remove sutures, if needed.

手掌轻轻挤压器械手柄直到针芯尖端吐出来。此时松开手柄, 针芯将缩回。缝线预装完成, 可以进行过线操作。如果需要, 完全挤压手柄便可重新定位针芯并取出缝线。

STEP 5 Advance the EasyPass® Suture Passer through a lateral cannula and position on the tissue. Squeeze the instrument to advance the needle and WilSuture® Ultra through the tissue. The needle will retract when the handle is released.

过线器就位后, 用力挤压器械手柄, 针芯和缝线一起向前穿过软组织。松开手掌后针芯将缩回。

STEP 6 Retract the EasyPass® Suture Passer from the tissue, with the WilSuture® Ultra captured in the top jaw, out the lateral cannula. Pull all suture limbs and squeeze the instrument to advance the needle and release the suture.

从软组织上取回EasyPass®过线器, 确认上端钳口咬合缝线, 从外侧入路套管一起取出。牵拉所有缝线的同时挤压器械手柄, 使针芯向上撑开咬合口, 此时缝线即可取出。



Hangzhou Rejoin Mastin Medical Co., Ltd.

22 Xinyan Rd., Yuhang Economic Development Zone, Hangzhou, Zhejiang, 311100, China

杭州锐健马斯汀医疗器材有限公司 中国杭州余杭经济开发区新颜路22号, 311100

T +86 571 2626 8788 sales@rejoin.com


rejoin 

www.rejoin.com

HealFix® Ti Suture Anchors Family 钛合金锚钉家族

Various options in anchor design, diameter, suture size/color,
with/without needles

可选规格: 锚钉类型, 直径, 缝线直径/颜色, 带针/不带针

- 
- 1.3mm with needles
2.0mm with needles
2.4mm with needles
 - 2.0mm with needles
2.0mm
 - 2.8mm with needles
2.8mm
 - 3.5mm with needles
3.5mm
 - 5.0mm with needles
5.0mm
6.5mm with needles
6.5mm
 - 4.5mm Plus
5.5mm Plus
6.5mm Plus



rejoin 

Hangzhou Rejoin Mastin Medical Device Co., Ltd
22 Xinyan Rd., Yuhang Economic Development Zone,
Hangzhou, Zhejiang, 311100, P. R. of China

杭州锐健马斯汀医疗器材有限公司
中国杭州余杭经济技术开发区新颜路22号, 311100

T +86 571 2626 8788
sales@rejoin.com
www.rejoin.com

 @rejoin  @rejoin  @rejoin  @rejoin_medical

rejoin 



HealFix®
钛合金锚钉固定系统