

# Advanced Energy & Endotherapy

Resection  
Dissection  
Myotomy



**Anything is Possible**  
with the Right Approach



# CONTENTS

INTRODUCTION	3
PROCEDURAL SUMMARY	4
PORTFOLIO	6
ADVANCED ENERGY	8
CROMA ADVANCED ENERGY	9
SPEEDBOAT INJECT	10
ENDOTHERAPY	11
SNARES	12
BIOPSY FORCEPS	14
HEMOCLIPS	16
INJECTION NEEDLES	17
GRASPING FORCEPS	18

Creo Medical provides a complete suite of solutions for clinicians and hospitals targeting critical procedures in the field of gastroenterology for therapeutic endoscopy



# INTRODUCTION

Creo Medical's pioneering products are used worldwide, providing:



## Patients

with improved treatment options, focused on enhancing quality of life



## Healthcare Professionals

with access to advanced technology and techniques



## Hospitals

with optimised patient pathways and efficiency

Creo Medical is transforming lives through the development and delivery of minimally invasive devices, bringing Advanced Energy to the emerging field of therapeutic endoscopy.

With an expanded product portfolio in the field of GI Endoscopy, we can provide a unique partnership with healthcare professionals

## Advanced Energy

for advanced procedures such as Speedboat Submucosal Dissection (SSD) and Peroral Endoscopic Myotomy (POEM)

## Endotherapeutics

for routine procedures such as polypectomy and Endoscopic Mucosal Resection (EMR), and for supporting advanced procedures

# Procedural Summary

Creo's product portfolio within the field of Gastroenterology targets critical therapeutic endoscopic procedures for resection, dissection & myotomy including:

## Polypectomy

Endoscopic Mucosal Resection (EMR)

Piecemeal Endoscopic Mucosal Resection (pEMR)

Endoscopic Submucosal Dissection (ESD)

Speedboat Submucosal Dissection (SSD)

Peroral Endoscopic Myotomy (POEM)

The product portfolio includes devices for:

- ▶ Resection/Dissection Cutting
- ▶ Hemostasis/Coagulation
- ▶ Mucosal/Submucosal Lift
- ▶ Foreign body retrieval

Size, shape, and structure of the polyp/lesion will determine the method of removal with our portfolio offering:

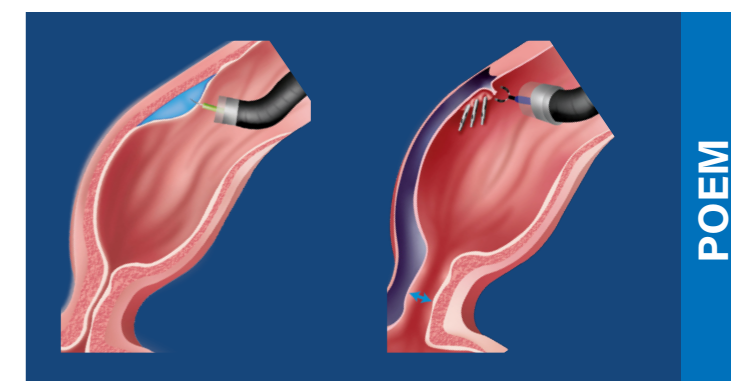
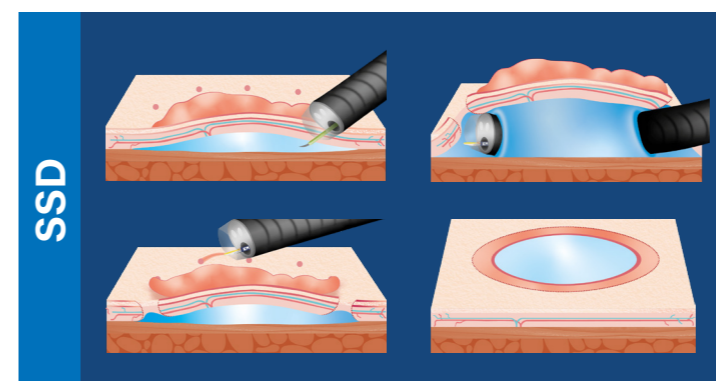
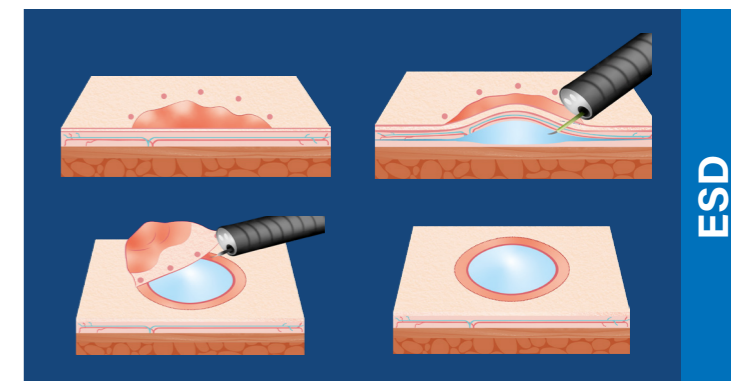
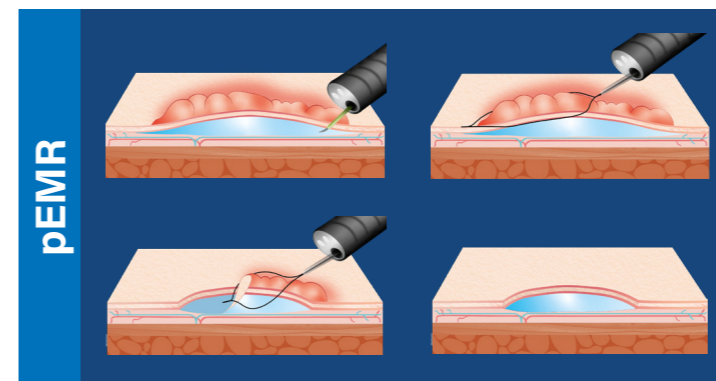
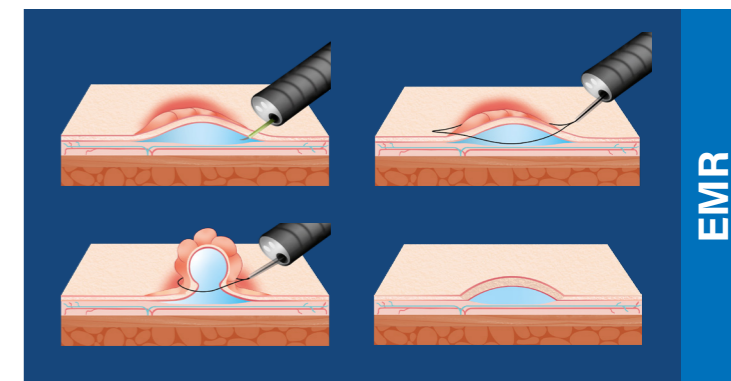
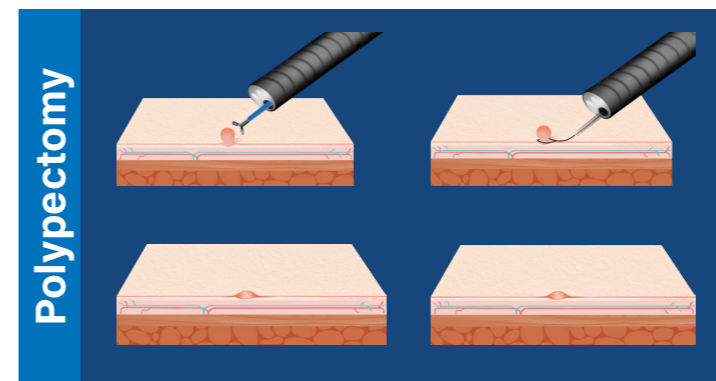
- ▶ Versatility in its range
- ▶ Quality in the design
- ▶ Tactile feel within its ergonomics

## Polypectomy:

Large portfolio of instruments including biopsy forceps and snares. Designed to navigate the most challenging pathway, even in extreme retroflex positions.

## EMR, pEMR, SSD and POEM:

Full range of clips, snares and injection needles as well as advanced energy devices for endoscopic submucosal dissection procedures designed for precise, on-demand and reproducible haemostatic effects.



# Advanced Energy

## Product Portfolio

### CROMA Advanced Energy Platform

CROMA delivers advanced bipolar RF and controlled super high frequency microwave energy through a single accessory port to Speedboat Inject, providing precise resection, dissection and coagulation capabilities



### Speedboat Inject

Speedboat Inject is the first Advanced Energy multi-modal instrument designed for flexible endoscopy that can deliver both advanced bipolar RF and microwave energy from a single device




# Endotherapy Accessories

## Product Portfolio

### Hot & Cold Snares

Used for EMR and polypectomy based on lesion size. Cold snares are used for smaller lesions, while hot snares are for larger vascular lesions where bleeding may occur




### Biopsy Forceps

Primarily used as a diagnostic device for capturing biopsies, however can also be utilised for removal of very small lesions



### Hemoclips

Used in therapeutic procedures to stop bleeding, to close perforations or to provide traction



### Injection Needles

Used in therapeutic procedures to inject fluid, to lift the mucosal or submucosal layers, and to inject adrenaline during hemostatic procedures



### Grasping Forceps

Used to remove foreign objects or tissue



## Advanced Energy Generator

### Key Characteristics

Our innovative Kamaptive™ Technology combines multiple energy sources within the CROMA Energy Platform to optimize without compromise and provide unrivaled capability for Therapeutic Endoscopy.

Utilising CROMA and Speedboat Inject, Speedboat Submucosal Dissection (SSD) is a novel solution that takes endoscopic resection to new levels, bringing the control and precision of Advanced Energy to the endoscopy suite for the first time.

Performing an SSD combines the benefits of advanced bipolar RF and super high-frequency microwave energy, enabling the ability to dissect, resect, coagulate and inject in a single device.

Delivering advanced bipolar RF and microwave energy for:

- Clean resection
- Precise dissection
- On-demand coagulation

#### Microwave Energy:

5.8Ghz Super High-Frequency  
62W Max Power Output

#### Bipolar RF Energy:

Frequency:  
396.7 kHz +/-2.0 kHz  
460V Max Output

Max Power Output:  
35W (200W - Biomed)



CROMA Advanced Energy Generator		
Reference	Item	Box QTY
7-EMR-050	CROMA Advanced Energy Generator	1
7-RS2-210	Interface cable	1
7-PG1-132	Footswitch	1

## Advanced Energy multimodal device

### Key Characteristics

**Advanced bipolar RF blade** with adaptive technology

**5.8 GHz super high frequency microwave** with on-demand controlled coagulation

**Integrated injection needle**

**Protective hull**, designed for safety

**One-to-one rotational feel**, designed for usability



Speedboat Inject					
Reference	Catheter		Needle		Box QTY
	Ø (mm)	Length (mm)	Length (mm)	Gauge	
7-RS2-001	3.2	2300	6	26	5
7-RS2-003	2.65	2300	6	26	5

# ScopeSnare Cold

## Polypectomy Snares

A cutting wire with a diameter of 0.24 mm designed for a clean resection

- Rotatable models
- Multi-strand braided cutting wire
- Various shapes available
- Matching removable clip device



### Key Characteristics

Used endoscopically in the removal of diminutive, sessile and pedunculated polyps, and tissue from within the GI tract

**Sterile, disposable, and single-use**

**Rotatable:** Both the ScopeSnares (Hot & Cold) have a rotatable model, designed to provide ease of use and accuracy of placement

**Smart handle design:** Produces a responsive & precise control for full rotation of 360°, 1:1 rotation in either direction and a shortened throw for controlled actuation

ScopeSnare COLD   Disposable Polypectomy Snare (Cold)								
Part Number	Catheter		Snare				Rotatable	Box QTY
	Ø (mm)	Length (mm)	Snare Ø (mm)	Ø Cutting Wire (mm)	Shape	Type		
CPS-2410235335	2.4	2300	10	0.24	Oval	Medium stiff	✓	10
CPS-2410235336	2.4	2300	10	0.24	Rhombus	Medium stiff	✓	10
CPS-2415235335	2.4	2300	15	0.24	Oval	Medium stiff	✓	10
CPS-2415235336	2.4	2300	15	0.24	Rhombus	Medium stiff	✓	10

# ScopeSnare

## Polypectomy Snares

Portfolio of energy-based snares with different diameters and shapes to match the mode of resection

- Rotatable models
- Optimized cutting wire diameter
- Matching removable clip device

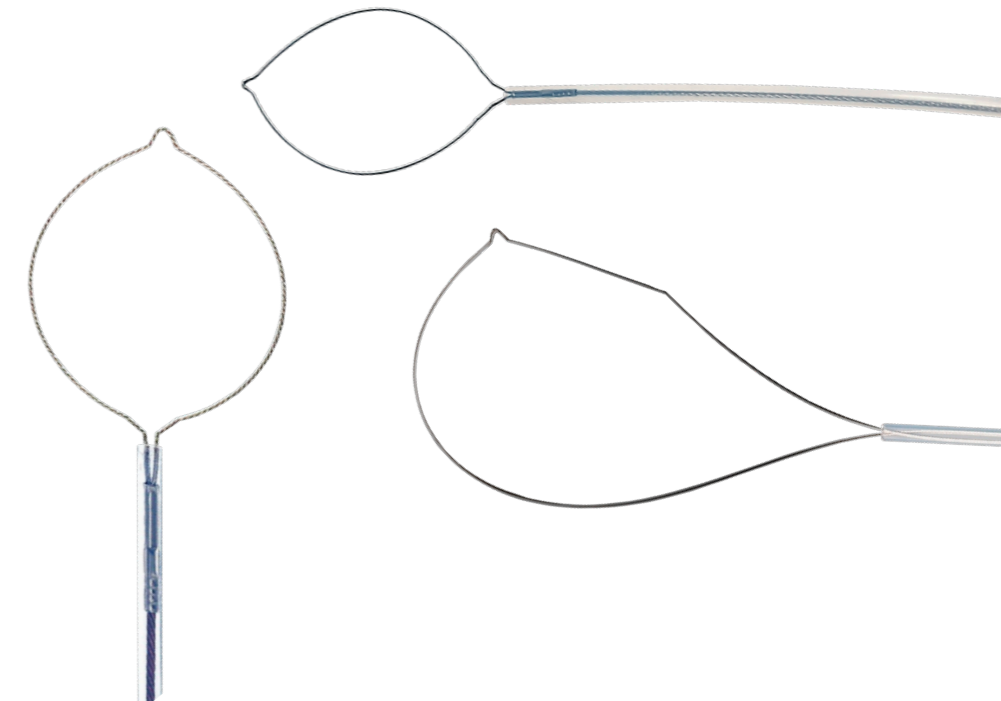
### Key Characteristics

ScopeSnares are available in both hot and cold options to suit the particular procedure or lesion.

**Sterile, disposable, and single-use**

**Rotatable:** Both the ScopeSnares (Hot & Cold) have a rotatable model, designed to provide ease of use and accuracy of placement

**Braided round model:** Designed to increase friction on the mucosa to prevent slippage



ScopeSnare   Disposable Polypectomy Snare								
Part Number	Catheter		Snare				Rotatable	Box QTY
	Ø (mm)	Length (mm)	Snare Ø (mm)	Ø Cutting Wire (mm)	Shape	Type		
HPS-2410235075	2.4	2300	10	0.30	Oval	Stiff	✓	10
HPS-2415235076	2.4	2300	15	0.30	Rhombus	Stiff	✓	10
HPS-2415235079	2.4	2300	15	0.30	Crescent	Stiff	✓	10
HPS-2425235076	2.4	2300	25	0.41	Rhombus	Flexible	✓	10
HPS-2432235075	2.4	2300	32	0.41	Crescent	Flexible	✓	10

# ScopeBite

## Digestive Biopsy Forceps

A diverse portfolio to optimize the tissue sample, even in hard-to-reach areas

- Large capacity model with pivoting jaw
- Larger sampling volume
- Rotatable



### Key Characteristics

Used to enter human GI tract via flexible endoscope to obtain tissue samples

**Swinging Cup:** vertical biopsy can be performed for esophagus, greater curvature of the stomach and other areas

**Large capacity cup with holes:** to increase sampling volume

**Position markers:** along the length of the instrument for improved visibility

**Sterile single-use instruments**

**Large capacity with smooth and serrated cup options**

#### ScopeBite Standard Model | Disposable Biopsy Forceps

Part Number	Catheter		Jaws				Spiked	Box QTY
	Ø (mm)	Length (mm)	Span (mm)	Volume (mm <sup>3</sup> )	Large capacity	Type		
GBF-23235011	2.3	2300	7	5.9		Smooth/oval		10
GBF-23235012	2.3	2300	7	5.9		Smooth/oval	✓	10
GBF-23235014	2.3	2300	6.8	5.2		Toothed	✓	10

#### ScopeBite Swinging Jaws/Large Capacity | Disposable Biopsy Forceps

Part Number	Catheter		Jaws				Spiked	Box QTY
	Ø (mm)	Length (mm)	Span (mm)	Volume (mm <sup>3</sup> )	Large capacity	Type		
GBF-23235021	2.3	2300	8	7.9	Yes	Smooth/oval		10
GBF-23235022	2.3	2300	8	7.9	Yes	Smooth/oval	✓	10

# ScopeClip

## Hemoclip

Designed to optimize usability and performance

- Repositionable
- Rotatable
- Removable

### Key Characteristics

Indicated for clip placement in the digestive tract for the purpose of mechanical pressure treatment of bleeding of small arteries and pulsation

**Rotatable:** designed for better maneuverability and positioning

**Short distal end:** to facilitate the progression of the clip through the working channel

**Repositionable:** Ability to open and close the clamp for precise positioning

**Removable:** If necessary (the clip is incorrectly positioned, or the clip does not easily detach from the tissues), the clip can be reopened and removed with a polypectomy snare



#### ScopeClip - Single-use Hemoclip

Reference	Catheter			Clip			Box QTY
	Ø (mm)	Length (mm)	Span (mm)	Angle (°)	Rotatable	Removable	
HC-231613551044	2.6	2300	16	135	✓	✓	10
HC-23111355104	2.6	2300	11	135	✓	✓	10

# ScopeGrasp

## Disposable Grasping Forceps

Different shapes and consistencies, for digestive and bronchial endoscopy

- Four-link design
- Three models available
- Sterile and single use



### Key Characteristics

Used to enter human respiratory tract, stomach or GI tract through flexible endoscopy to grasp tissue, stones, stents or foreign bodies

**Four-link design:**  
For strong gripping force

**Serrated tooth design:** A deploy-and-grasp action, with a rat tooth design and serrated jaw to secure small objects

**Pantograph type opening mechanism:**  
Designed to allow extraction even in angulated endoscopes

**Rotatable model:** to facilitate the positioning of the forceps on the foreign body to be extracted

#### ScopeGrasp | Disposable Grasping Forceps

Part Number	Catheter		Jaws			Box QTY
	Ø (mm)	Length (mm)	Type	Span (mm)	Rotatable	
GF-23235033	2.3	2300	Alligator / rat teeth	8.3		10
GF-23235031	2.3	2300	Alligator	8.7		10
GF-23235039	2.3	2300	Alligator / rat teeth	8.3	Yes	5
GF-232350310	2.3	2300	Alligator / rat teeth	15		10

# ScopeInject

## Injection Needles

Designed for usability with configurations best suited for the clinical need

- Sharp needle, strong puncture force
- Variable gauge and needle lengths
- Sterile and single use



### Key Characteristics

Intended for endoscopic injection into GI mucosa

**Scope Inject:**

**Ergonomic handle:**  
Designed to be operated with one hand

**Designed for safety:** keeps the needle in "extended" and "retracted" position

**Transparent sheath** to visualize any movement of the needle

**Additional features of ScopeInject Plus:**

**Coated:** Intended to cause less friction and to prevent kinking

**Metal end:** designed for easy deployment through the channel

#### ScopeInject Plus | Disposable Injection Needle

Part Number	Catheter		Needle		Box QTY
	Ø (mm)	Length (mm)	Ø Gauge	Length (mm)	
IN-2423-2304M-5313	2.4	2300	23	4	10
IN-2423-2306M-5313	2.4	2300	23	6	10
IN-2423-2504M-5313	2.4	2300	25	4	10
IN-2423-2506M-5313	2.4	2300	25	6	10

#### ScopeInject | Disposable Injection Needle

Part Number	Catheter		Needle		Box QTY
	Ø (mm)	Length (mm)	Ø Gauge	Length (mm)	
IN-242323045311	2.4	2300	23	4	10
IN-242323065311	2.4	2300	23	6	10
IN-242325045311	2.4	2300	25	4	10
IN-242325065311	2.4	2300	25	6	10



## Creo Medical, Inc.

100 Reserve Road, Suite B400  
Danbury, CT 06810

Customer Service: (866) 266-1170  
[UScustomerservice@creomedical.com](mailto:UScustomerservice@creomedical.com)

Technical changes and mistakes reserved. Images may show non standard options.

Creo Medical, the CM logo, Kamaptive and Speedboat are trademarks of Creo Medical Limited. Certain names and marks are registered in the UK and other territories. All cited trademarks are the property of their respective owners. © 2022 Creo Medical. All rights reserved.

